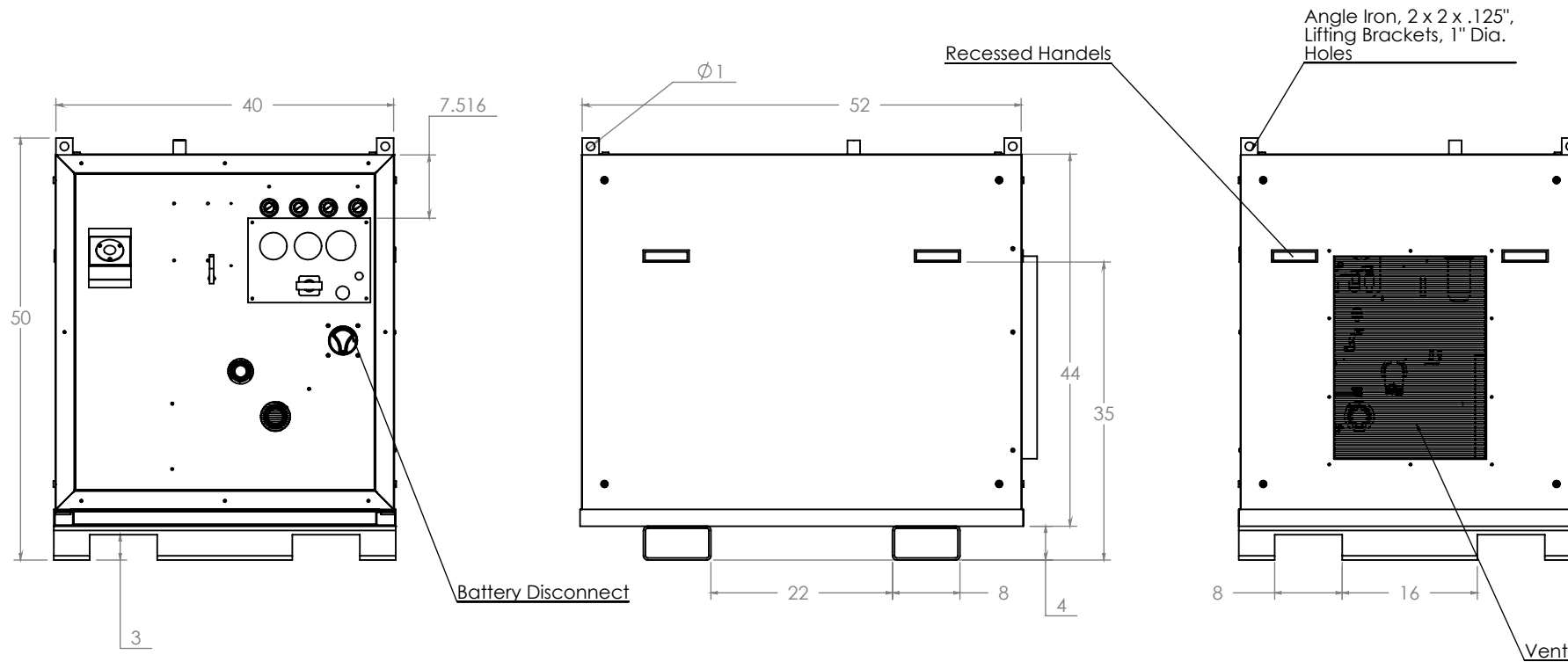
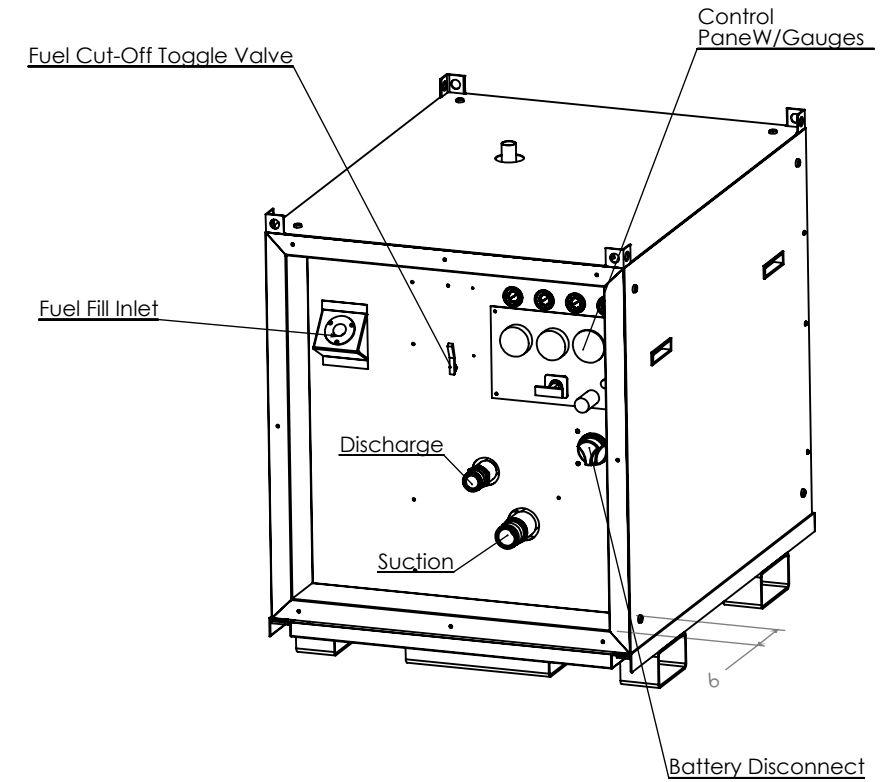
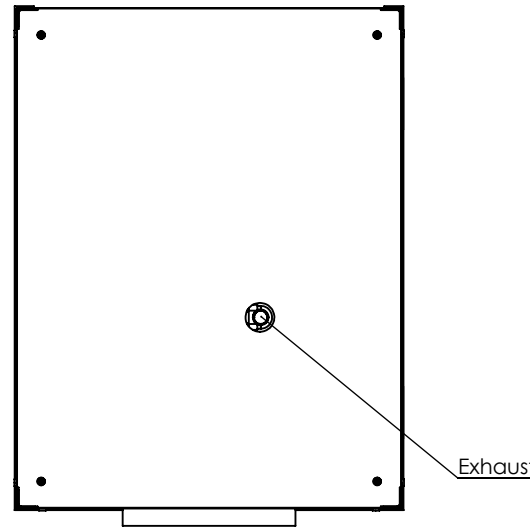


REVISIONS TABLE			
DRAWN BY	DATE	REV.	DESCRIPTION
JAD	8/3/2011	1	NEW DRAWING

- Notes:
- **Electronical Features:**
 - Low oil pressure engine automatic shut off
 - High Temp water light
 - 4 Gauges
 - Oil Pressure
 - Water Temp
 - Voltage
 - Fuel Level
 - **Main Power disconnect switch**
 - **Mechanical Features:**
 - Fuel shut-off toggle switch
 - Lifting Brackets with 1" diameter on each side of 2" angle iron
 - Fork lift tubes - 8"x4" tubes with a 8"x4" cut out from opposite direction
 - Fuel Input located on top cover
 - Exhaust located on top cover
 - Recessed handles - depth of 2"
 - 3 covers shall be readily removable



THIS DRAWING IS THE PROPERTY OF GAMAJET CLEANING SYSTEMS, INC. REPRODUCTIONS AND USE OTHER THAN BORROWER'S AGREEMENT IS PROHIBITED. THIS DOCUMENT SHALL NOT BE LENT OR DISPOSED OF DIRECTLY OR INDIRECTLY NOR USED FOR ANY PURPOSE OTHER THAN THAT WHICH IS SPECIFICALLY FURNISHED.

<small>UNLESS OTHERWISE SPECIFIED</small> <small>* DIMENSIONS ARE IN INCHES</small> <small>* DIMENSIONS REFERENCE THEORETICAL SHARP CORNERS</small> <small>* FILLET RAD.: 0.015±0.005</small> <small>* TOLERANCES:</small> <small>.XX ±0.01</small> <small>.XXX ±0.005</small> <small>ANGLE ±0.5°</small>	GAMAJET CLEANING SYSTEMS, INC.		
	604 Jeffers Circle Exton, PA 19341		
	NAME CUT SHEET		
	EQUIPMENT GOBYJET		
MATERIAL: SST	DRAWN BY JAD	DRAWN DATE 8/3/2011	REV 2
FINISH (UNLESS OTHERWISE SPECIFIED): 2B	DWG. NO. GJ-200		SHEET 1 OF 1
SCALE 1:20			